



September 2024

IDEAL Holdings

Corporate Presentation



IDEAL
HOLDINGS

The information contained in these slides and this presentation is being supplied to you by Ideal Holdings S.A. (the 'Company') solely for your information. For the purposes of this document, the presentation attached (the 'Presentation') shall mean and include the slides that follow, any oral briefing provided by the directors of the Company (the 'Directors') in connection with the slides, hard copies of this document and any materials distributed at, or in connection with the Presentation, or any of them.

This Presentation does not constitute or form part of any offer or invitation to sell or issue, or any solicitation of any offer to purchase or subscribe for, any securities of the Company in any jurisdiction nor shall it or any part of it nor the fact of its distribution form the basis of, or be relied on in connection with, any contract, commitment or investment decision in relation to any such matter nor does it constitute a recommendation regarding the securities of the Company. Investors and prospective investors in securities of the Company are required to make their own independent investigation and appraisal of the business and financial condition of the Company and the nature of the securities. Any decision to purchase securities in the context of a proposed offering of securities, if any, should be made solely on the basis of information contained in an offering circular or prospectus published in relation to such an offering. If the Company proposes to offer any securities it will publish a prospectus in relation to any such offering.

This Presentation may include certain forward-looking statements, beliefs or opinions, including statements with respect to the Company's business, financial condition and results of operations. These statements, which contain the words "anticipate", "believe", "intend", "estimate", "expect", "forecast" and words of similar meaning, reflect the Directors' beliefs and expectations and involve risk and uncertainty because they relate to events and depend on circumstances that will occur in the future. No representation is made that any of these statements or forecasts will come to pass or that any forecast results will be achieved. There are a number of factors that could cause actual results and developments to differ materially from those expressed or implied by these statements and forecasts. Past performance cannot be relied on as a guide to future performance of the Company. Forward-looking statements speak only as at the date of this presentation and the Company expressly disclaims any obligations or undertaking to release any update of, or revisions to, any forward-looking statements in this Presentation. No statement in this Presentation is intended to be a profit forecast. As a result, you are cautioned not to place any undue reliance on such forward-looking statements.

The information contained in this Presentation has been prepared by and is the sole responsibility of the Directors. This Presentation speaks as of the date hereof. No reliance may be placed for any purposes whatsoever on the information contained in this document or on its completeness, accuracy or fairness. The Company, Directors, their advisers and each of their respective members, directors, officers and employees are under no obligation to update or keep current the information contained in this Presentation, to correct any inaccuracies which may become apparent, or to publicly announce the result of any revision to the statements made in this document except where they would be required to do so under applicable law, and any opinions expressed in them are subject to change without notice. No representation or warranty, express or implied, is given by the Company or the Directors, or any of their subsidiary undertakings or affiliates or directors, officers, their advisers or any other person as to the fairness, accuracy or completeness of the information or opinions contained in this Presentation and no liability whatsoever for any loss howsoever arising from any use of this Presentation or its contents otherwise arising in connection therewith is accepted by any such person in relation to such information. If the recipient is in any doubt about the contents of this and any accompanying materials or the action to be taken, the recipient should consult a person authorised for the purposes of FSMA or from another appropriately authorised advisor if he is taking advice in a territory outside the United Kingdom.

Rare liquid way to play the Greek recovery story of medium-sized enterprises in the €70-300m EV range with **risk diversification**

Proven management team with strong track record in **delivering c.2.9x CoC since May 2021**

Proprietary deal sourcing capabilities enabling swift use of proceeds **focused on majority transactions**

Well identified interesting and actionable acquisition pipeline

Patient capital approach with a **defined exit strategy** focusing on **transforming group companies into attractive targets**

Supportive shareholder base



**The Leading,
Listed,
Financial
Sponsor in
Greece**

1 Introduction to IDEAL Holdings

Investment Highlights

- a) *Operating in a High Growth Macro Environment*
- b) *Strategically Positioned in Greek Financial Sponsors Ecosystem*
- c) *Team with Proven Ability to Source Proprietary Off-Market Acquisition Opportunities*
- d) *Producing a Stellar Track Record*
- e) *A Proven Value Enhancing Approach to Investments*

3 Investment Strategy & Pipeline

A large, stylized number '10' in a dark blue color, positioned on the left side of the slide. The '1' is a simple vertical bar, and the '0' is a thick, rounded ring. The background is a dark blue gradient with a subtle grid of small white dots.


Introduction to IDEAL Holdings


Introducing IDEAL


The Leading, Listed, Financial Sponsor in Greece





A Domestic Leader in an Underserved Market


 **Listed company** on ATHEX with private equity philosophy, investing in **mid-size high quality Greek companies with EV range €70m - €300m**

 Targets **majority positions** with a specific path to 100% holdings and a **clear exit strategy**

 Investing approach focused on company and market fundamentals, **without sector restrictions**

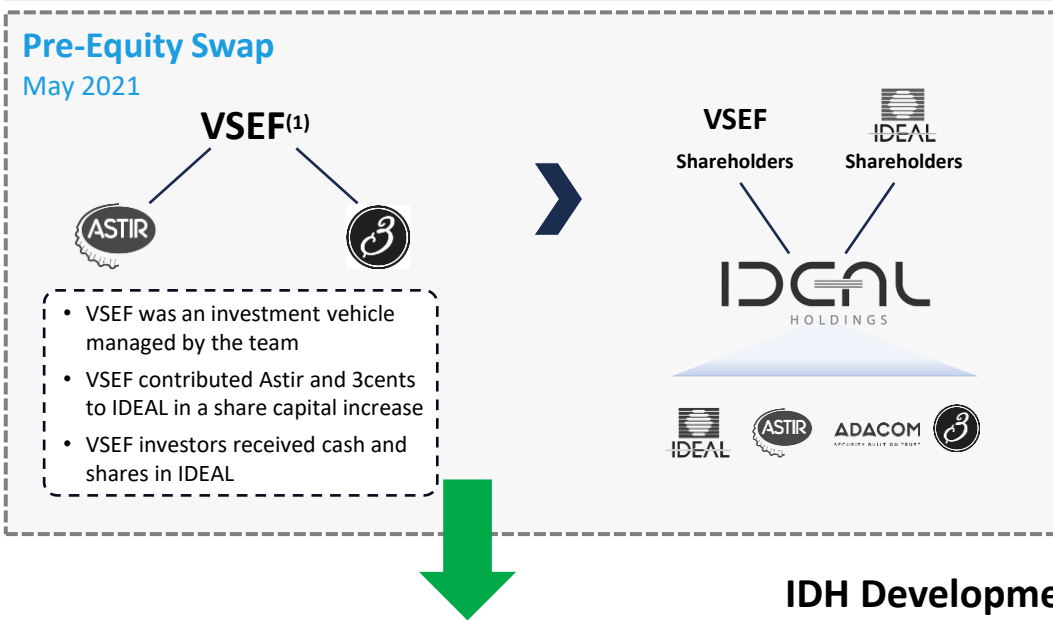
 **Proprietary pipeline** of attractive acquisition opportunities sourced off-market from an extensive network in the local ecosystem

 **Efficient structure** with no management fees and carried interest costs

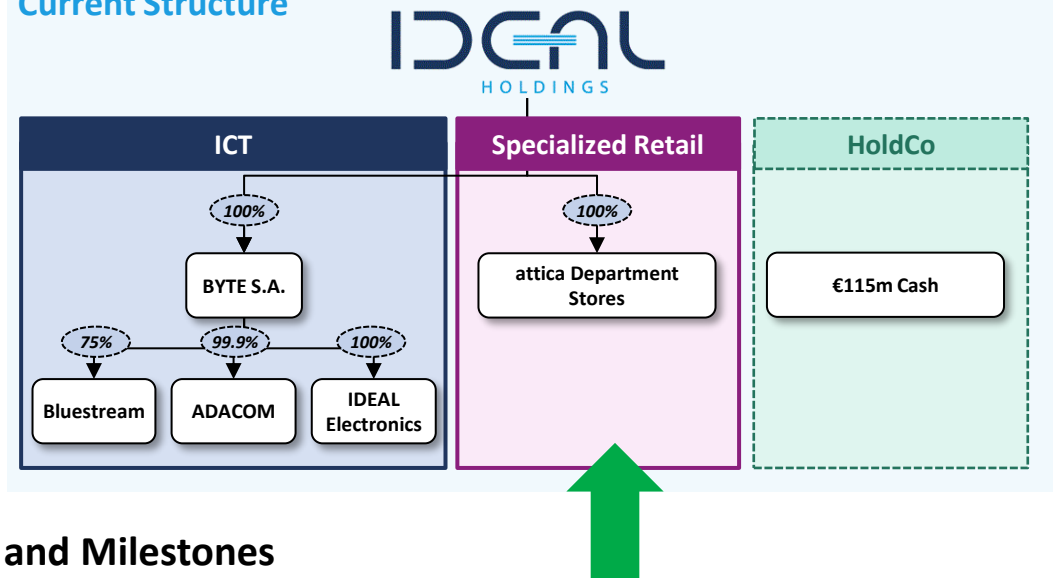
 Disciplined strategy returning **c.2.9x CoC** to investors since 2021 **with low or no leverage**

The History of IDEAL Holdings

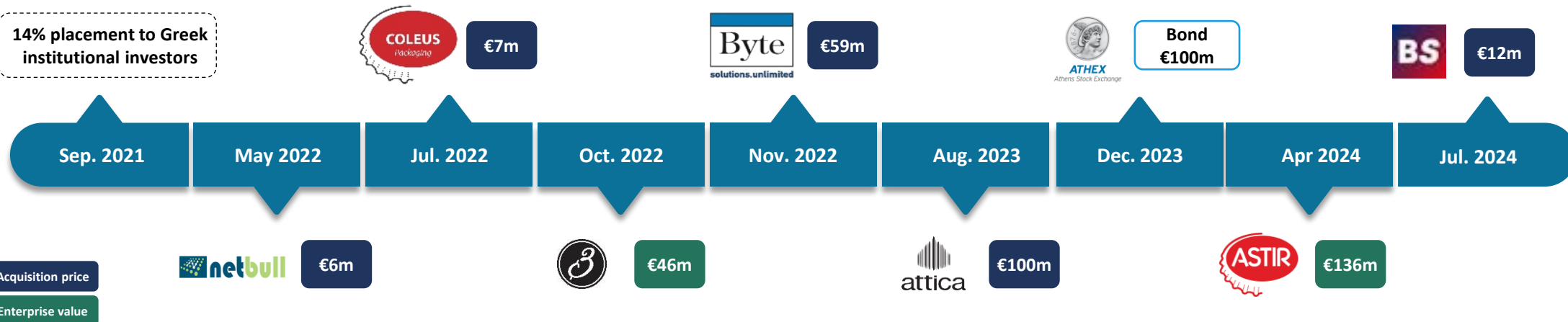
IDH Before and After



Current Structure



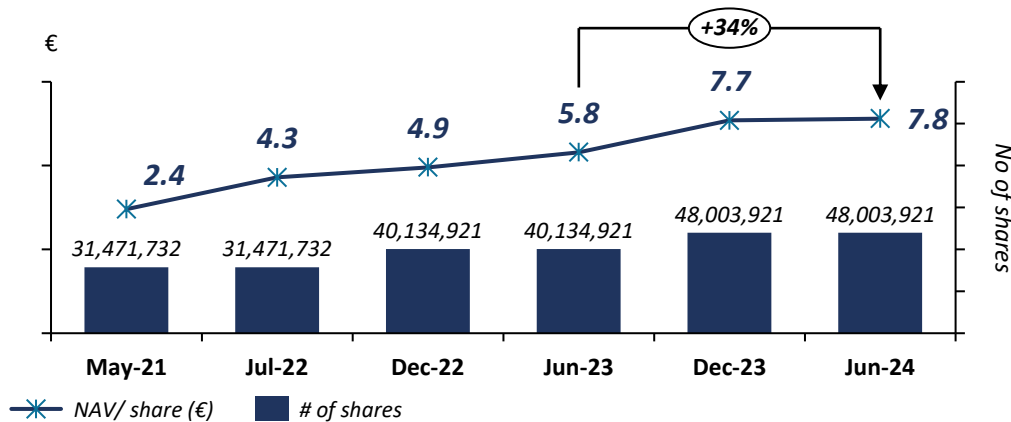
IDH Development and Milestones



IDEAL NAV & Share Price (30/6/2024)



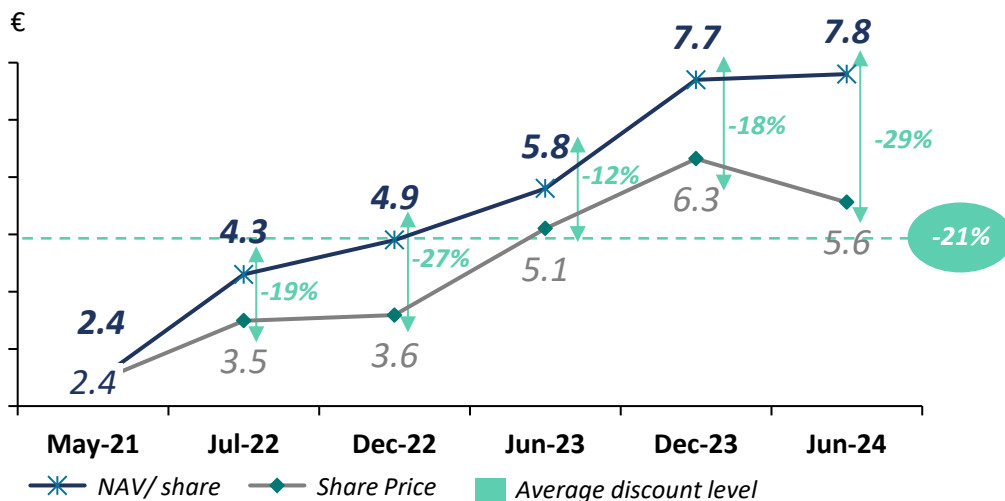
NAV Evolution



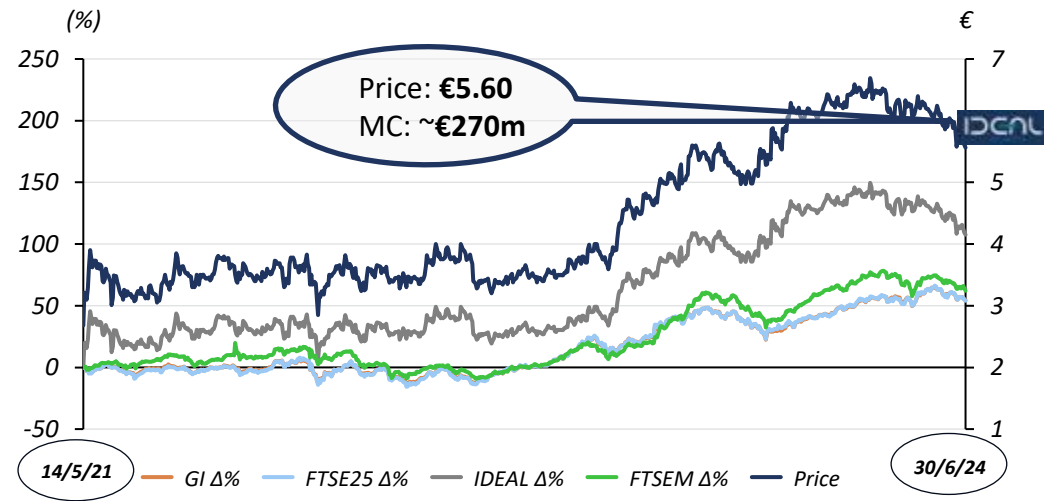
Net Asset Value (NAV)

NAV (in € mil)	June 2023	June 2024
Investments valuation	235.8	453.8
Cash & Cash-like items	7.5	20.5
Bank debt	(17.0)	(96.8)
Net liabilities	4.8	(4.9)
NAV (Net Asset Value)	231.1	372.6
No of shares	40,134,921	48,003,921
NAV per share (€)	5.8	7.8

NAV vs Share Price



Share performance vs Indices

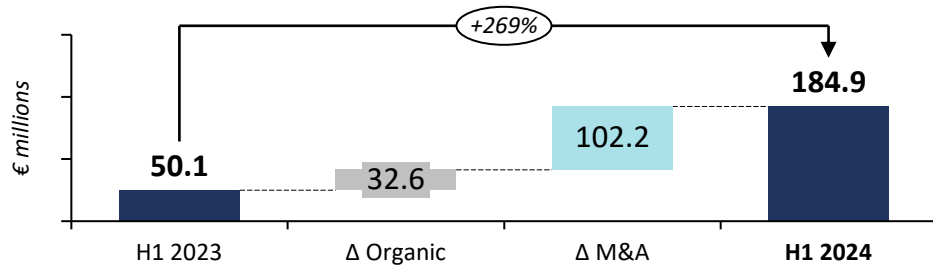


Introducing IDEAL

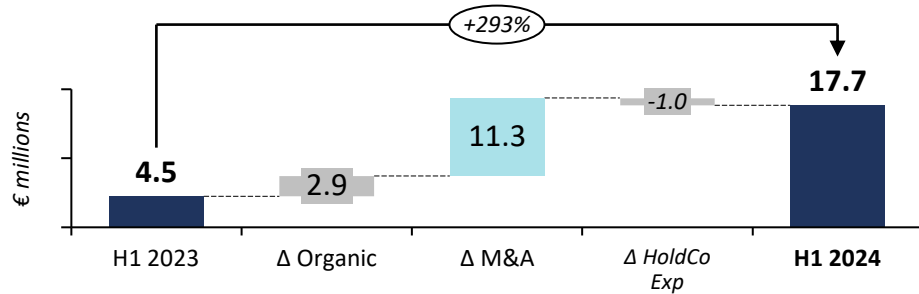
Delivering Robust Returns Facilitated by Strong Financials (H1 2024 Results)



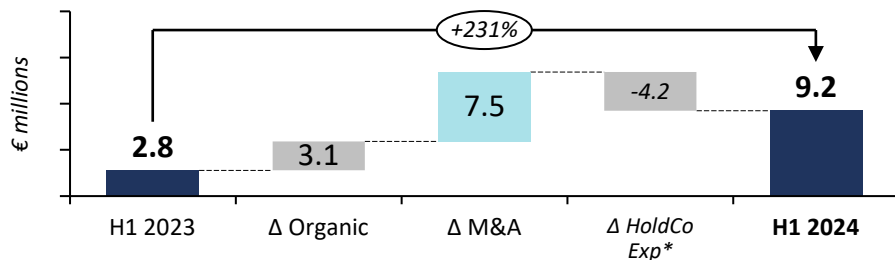
Revenues



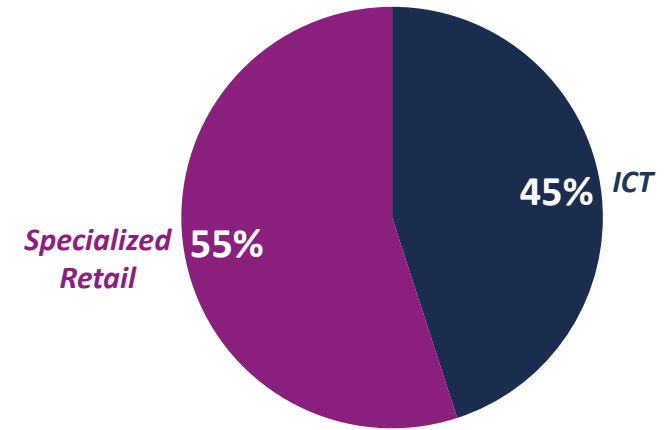
Comparable EBITDA



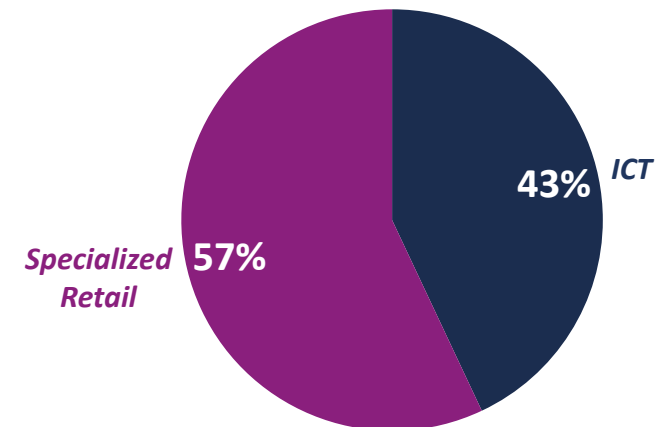
Comparable EBT



Sales Contribution per sector H1 2024



Comparable EBITDA Contribution per sector H1 2024

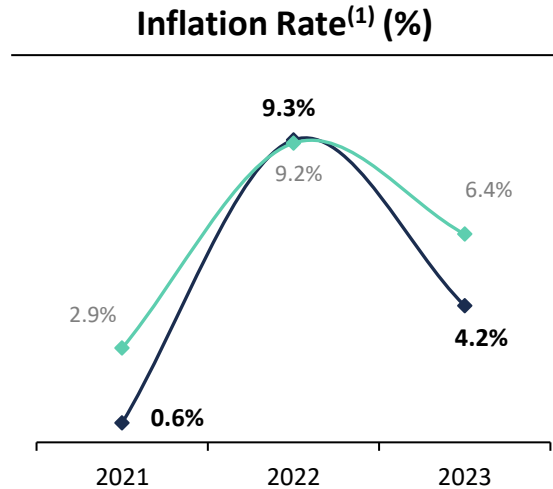
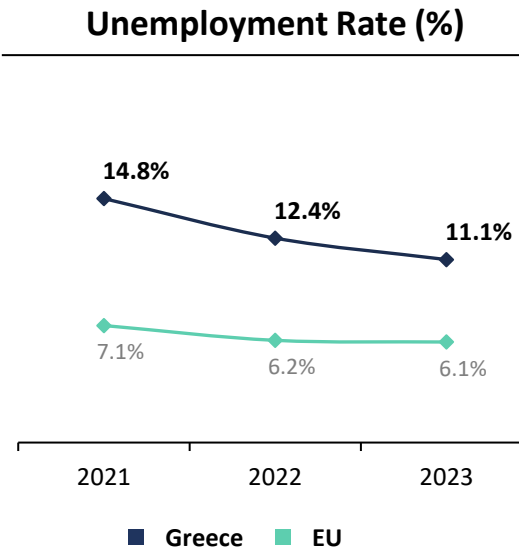
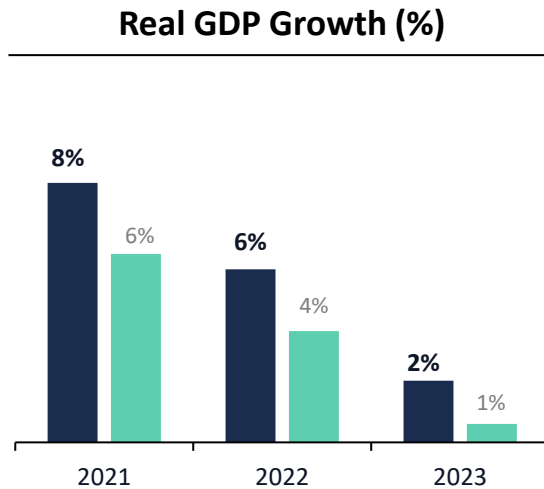


A large, stylized number '2' is centered within a blue, rounded shape that resembles a stylized 'D' or a large bracket. The number and the shape are rendered in a dark blue color against a lighter blue background. The background also features a subtle grid of small white dots.

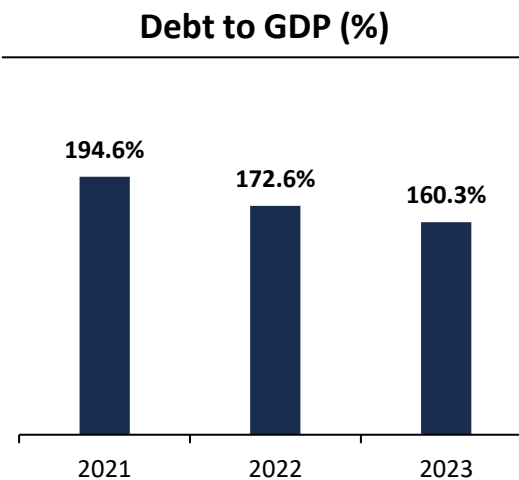
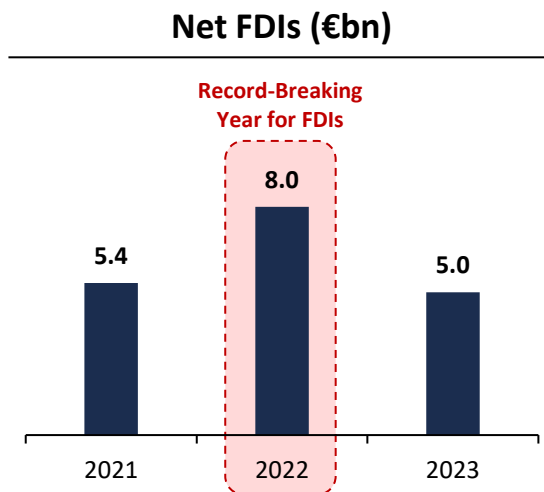
Investment Highlights

Operating in a High Growth Macro Environment

Greek Macroeconomic Indicators Show Rapid And Sustained Improvement

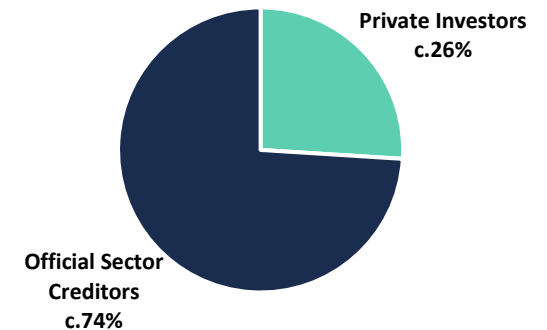


Foreign Investments and Debt Profile Strengthening Further Support Economic Rebound




GR Debt Holders Composition⁽²⁾ (%)

With 74% of Greece's debt held by official creditors, the annual servicing cost is notably low at c.1.33%.



Strategically Positioned within the Greek Financial Sponsors Ecosystem

IDEAL Operates in an Underserved Segment of the Market



Overview

- Medium-sized companies⁽¹⁾ contributed c.€12.4bn (c.6% of total) to the country's GDP in 2022
- IDEAL is the only Greek player making control acquisitions and covers a vast and underserved space of the market (€70m to €300m) with ample opportunities
- Ecosystem has grown significantly in the last 10 years with the entrance of international sponsors and creation of local players
- Utilising EU funds, most new domestic PEs are focused on either early or growth stage companies taking only minority stakes, with a number of other restrictions
- International equity funds are focused on the >€500m EV zip code due to higher minimum equity ticket thresholds

Team with Proven Ability to Source Proprietary Off-Market Acquisition Opportunities

Unique Tailor-Made Approach To Deal Sourcing Driven By:

Credibility of the highly experienced investment team

Deep network built through years of experience in the Greek financial ecosystem

Unparalleled access to a deep pool of investment opportunities

Historical Acquisitions All Sourced Through Proprietary Origination

Deal origination

Bilateral / Exclusive

Competitive Auction

None of the existing group companies were acquired through competitive auction processes

IDH Proven Investment Team with Longstanding Extensive Relationships in the Greek ecosystem




Lampros Papakonstantinou, Executive Chairman

30+



Damianos Papakonstantinou, Head of Strategy

20+



Maria Lydia Pistiola, Executive Advisor

10+



George Matinopoulos, Senior IT Advisor

30+

Years of Experience

Team with Proven Ability to Source Proprietary Off-Market Acquisition Opportunities (cont'd)



Companies' Management



Panos Vassiliadis, CEO of IT, IDEAL Holdings & Adacom (Executive)

- General Manager of ADACOM in 2003 and appointed CEO in 2010
- In January 2020, he took over the role of Chief Operations Officer of IDEAL, while in the summer of the same year he was appointed Chief Executive Officer

30+



Spyros Vyzantios, CEO of BYTE

- With more than 40 years of experience in the IT sector, Spyros currently serves as the CEO of Byte Computer S.A.

40+



Savas Assimiadis, Group CFO (Executive)

- Ten years of experience in the auditing, tax & consulting department at Arthur Andersen
- Savas has been working for the Group since December 2000, when became Financial Director of IDEAL electronics

20+



Dimosthenis Boumis, CEO of attica Department Stores

- In 2020 Dimosthenis took over the role of Deputy CEO of attica department stores, and 2 years later was appointed CEO of attica

25+

Board of Directors



Lampros Papakonstantinou, Executive Chairman (Executive)

- Commenced working at the IB of Barclays Bank in 1992, founding P&K Securities in 1996, after selling it to NBG, he was General Manager between 2007-2011 Investment Banking at NBG for South East Europe
- Founding Virtus Partners in 2011, while during 2014 – 2016 he was Deputy CEO of Geniki Bank and General Manager Investment Banking at Piraeus Bank. In 2017 he founded Virtus International Partners

30+



Nelly (Eleni) Tzakou - Lambropoulou – Vice Chairman (Independent)

- Executive General Manager with over 30 years' experience in the Banking sector, providing the appropriate strategy to set and achieve strategic goals and results, position the organization in the future and drive innovation; while currently serving as the CEO of neonconsulting

30+



Panos Vassiliadis, Group CEO (Executive)

- General Manager of ADACOM in 2003 and appointed CEO in 2010
- In January 2020, he took over the role of Chief Operations Officer of IDEAL, while in the summer of the same year he was appointed Chief Executive Officer

30+



Yannis Artinos – Member (Non-executive)

- With more than 30 years of management experience, Yannis has served in C-suite executive positions, with operational and oversight responsibilities in large multinational and Greek group holding companies; while currently serving as the CEO of Amyx Group

30+



Savas Assimiadis, Group CFO (Executive)

- Ten years of experience in the auditing, tax & consulting department at Arthur Andersen
- Savas has been working for the Group since December 2000, when became Financial Director of IDEAL electronics

30+



George Diakaris – Director (Non-Executive)

- George served positions since 1990, including Financial Controller and CFO of various companies, and since 2001 he has been working as a Business Consultant at LCC BEVERAGES; while currently serving as the CFO of the David-Leventis Family Office

30+



Marina Efraimoglou – Director (Independent)

- Founded her business Telesis in 1993, shifting trajectory to the worlds of holistic medicine and self-actualisation and is now serving as the CEO of Euphoria Retreat

30+



Anastasia Dritsa – Director (Independent)

- With more than 25 years of experience, Anastasia is a lawyer at the Supreme Court and a partner in the law firm "Kyriakidis Georgopoulos" specialising in the various areas including corporate and commercial law, national and European law, competition and consumer law, and others

25+



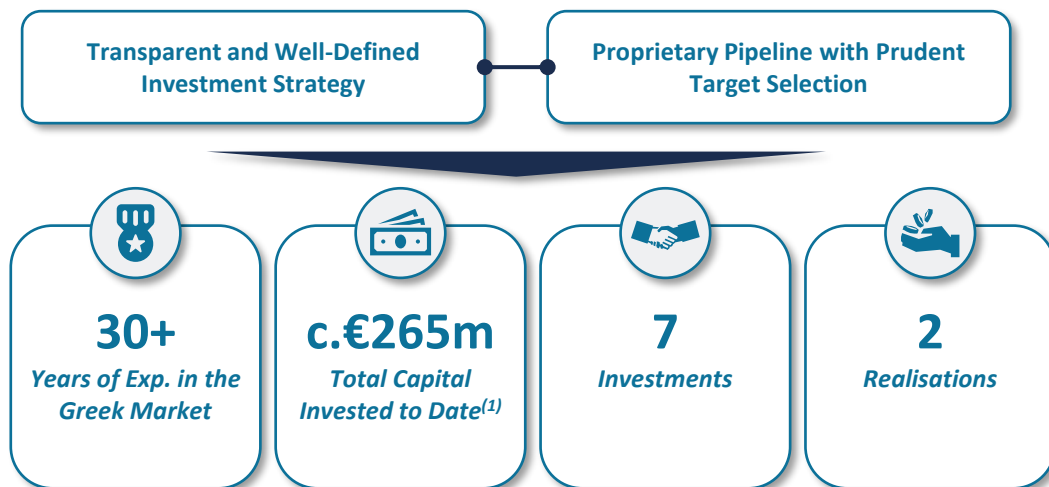
Takis Kanellopoulos – Director (Non-Executive)

- Focusing Family Wealth Management and Family Business Corporatization. He has held numerous positions as General Manager or CEO or Bord Member, among which are included, Astir Vitogiannis SA, Sayegh Group, and Sayegh Investments Entity, Athens Metro Transport Authority (oasa), and more.

25+

Producing a Stellar Track Record

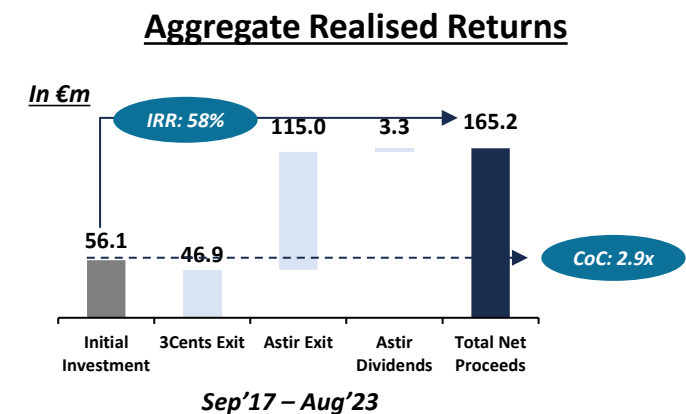
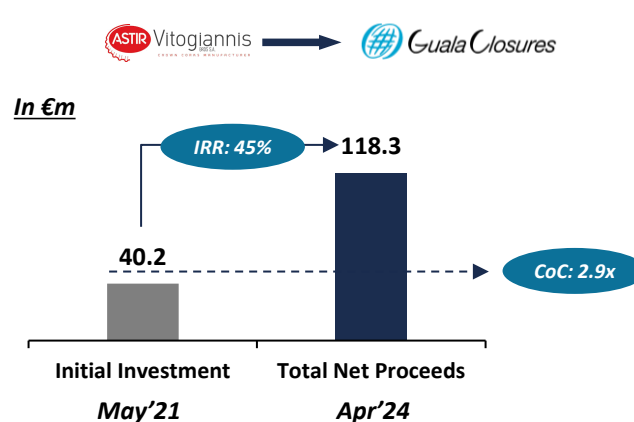
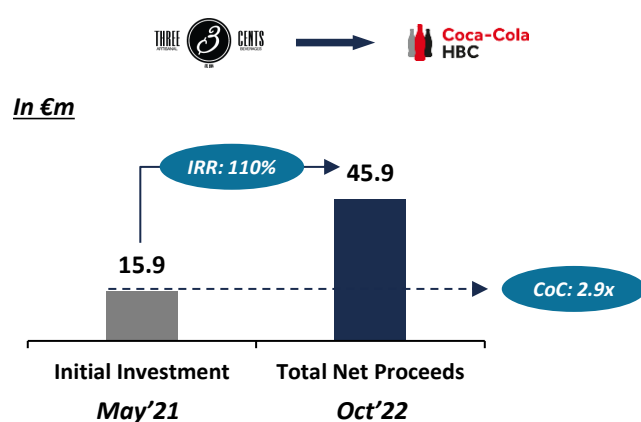
Extensive Investment Experience...



... with Thoughtful & Flexible Strategy Towards Exits...

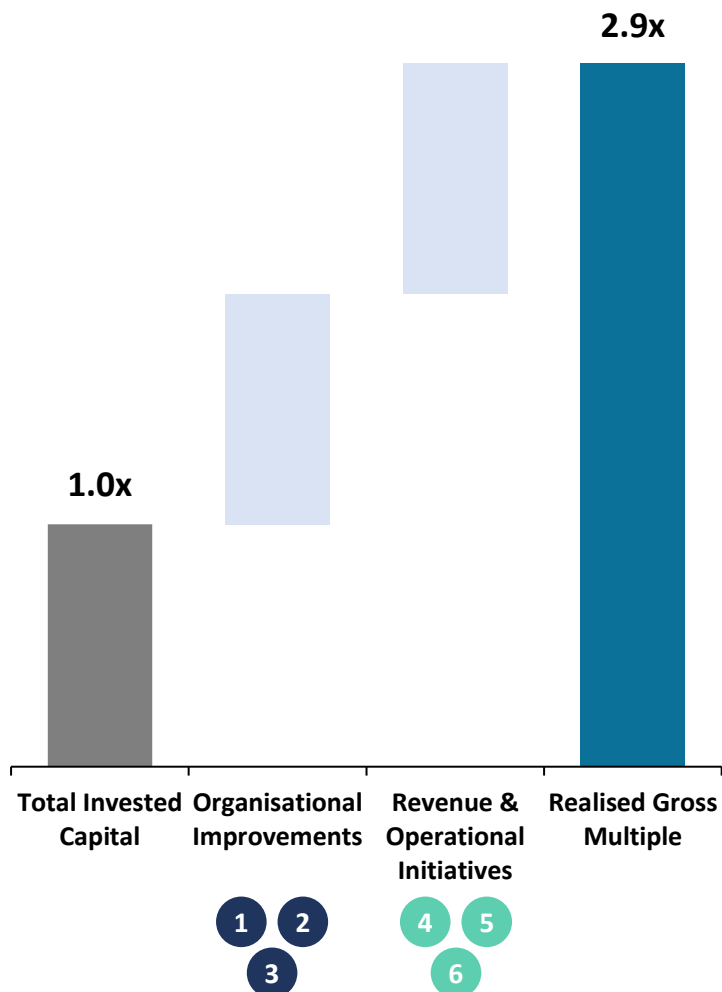
- 1 Conservative approach to group companies' balance sheets
- 2 Divestment plan prepared ahead of initial investment and continuously monitored
- 3 Tailored plan catering for each target's idiosyncrasies and industry trends
- 4 No pre-defined investment period allowing for optimal exit timing
- 5 Strengthening group companies' governance and ensuring incentives alignment with management

Delivering Strong Returns...



A Proven Value Enhancing Approach to Investments

IDEAL's Realised Performance...



.... Underpinned by a Bespoke Value Creation Approach...

- 1 Engagement of industry experts within BoD / management
- 2 Introduction of incentives for management alignment
- 3 Firming of governance structure, financial reporting and forecasting
- 4 Exploration of new markets and access to end customer
- 5 Identification of M&A targets to increase market share and sales channels
- 6 Cost efficiency improvement

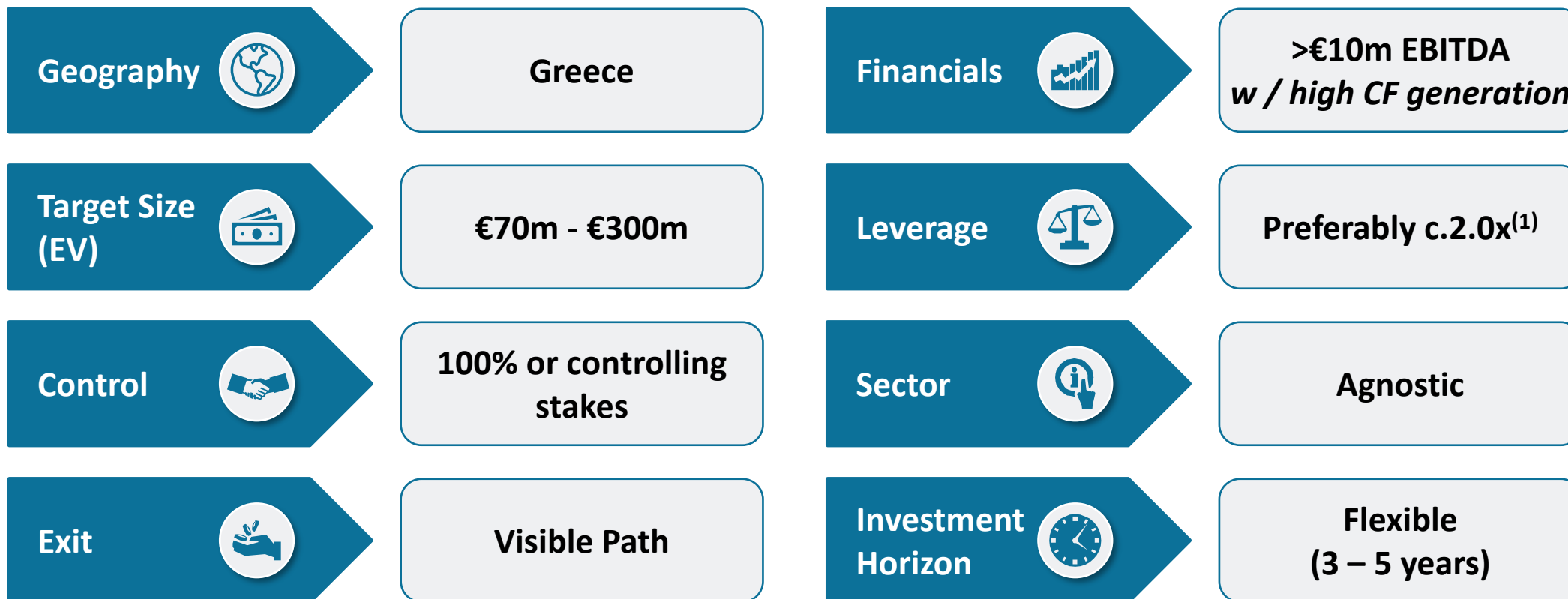
.... Delivered Collectively





Investment Strategy & Pipeline

Clear Investment Strategy



IDEAL's well-defined and proven strategy differentiates it from both Greek and International financial sponsors

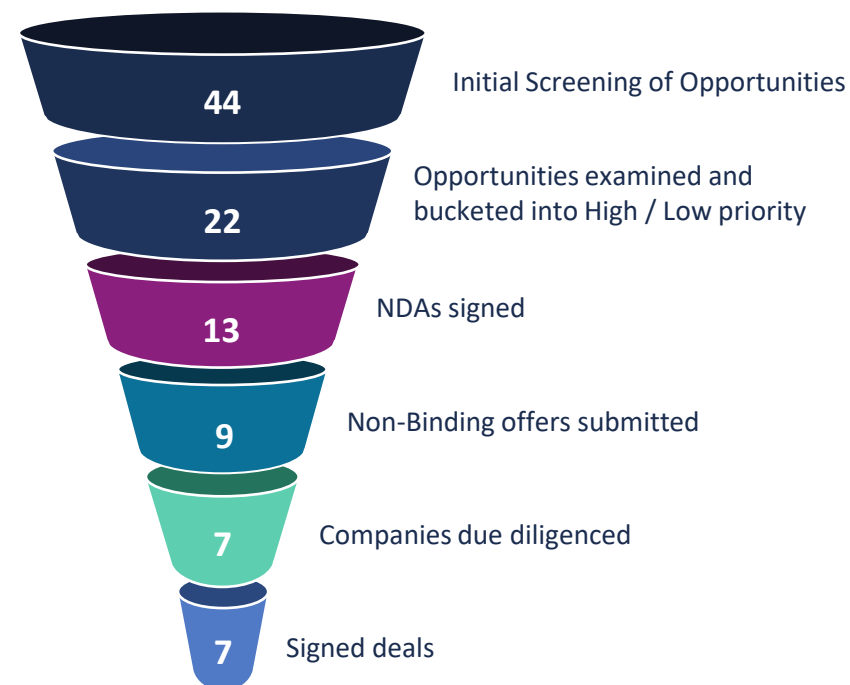
Rigorous Opportunity Selection Criteria

“We invest in financially healthy companies who are clear market leaders or can serve as consolidators in fragmented sectors”

Meticulous Selection Process

Financial Characteristics	Sector Dynamics	Operational Characteristics	Deal Drivers
<ul style="list-style-type: none"> Stable/predicted CFs Healthy B/S Low leverage Growth capacity 	<ul style="list-style-type: none"> Underinvested / avoid saturated sectors Fragmented sectors Growth tailwinds aligned with macro trends 	<ul style="list-style-type: none"> Market leader High brand recognition / awareness Unique positioning Strong management team Credible business plan 	<ul style="list-style-type: none"> Attractive entry valuation and clear exit path Lack of clarity in management succession Consolidation play Opportunity to expand product suite

Highly Meticulous and Selective Deal Process⁽¹⁾



We have identified a number of actionable opportunities that we believe are more than €1bn in aggregate Enterprise Value

Shareholder Remuneration & Reinvestment Policy

- IDEAL maintains an **efficient holding cost structure** while compensating shareholders through a **tax-efficient cash capital return** approach
- It is **mandated by law to distribute 35%⁽¹⁾** of its post-tax earnings to shareholders
 - In 2022, 2023 and 2024, IDH distributed **total aggregate dividends of €0.59 per share**
- **Profits generated from investment exits are strategically redeployed** into investment opportunities that adhere to **IDEAL's established investment principles**



Company Strategy

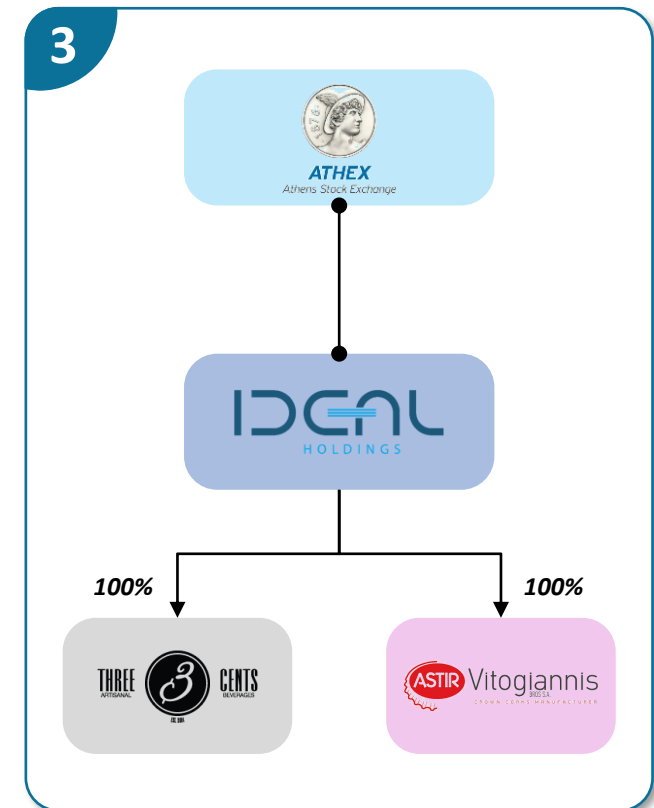
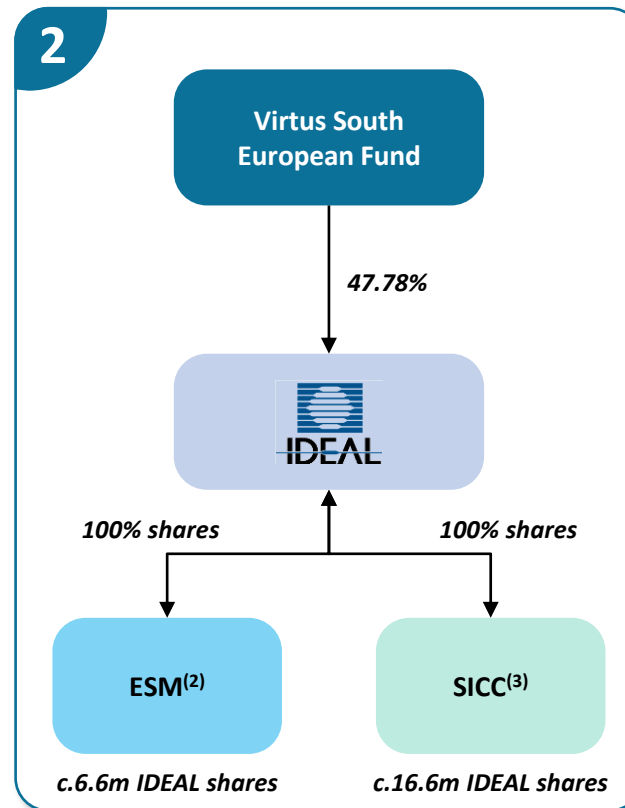
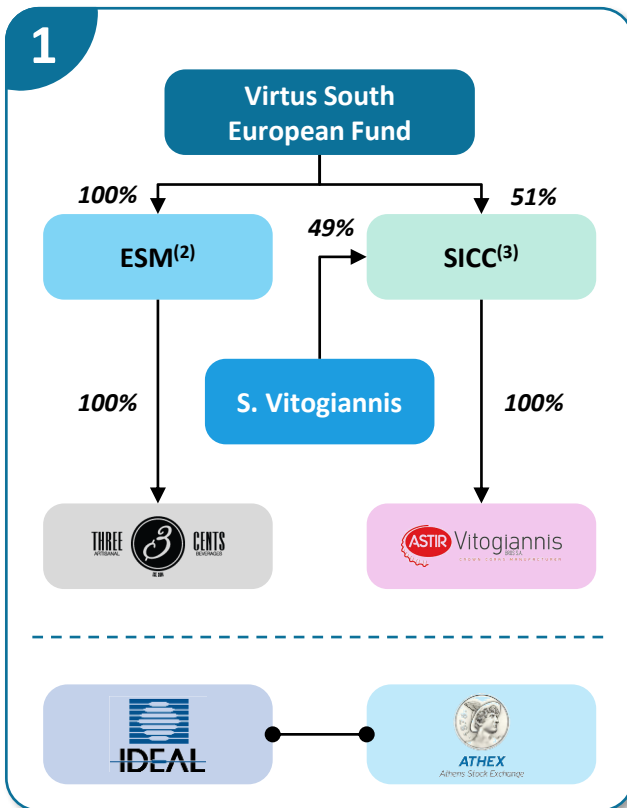
- Flexible Shareholder Remuneration: **Cash & SCRIP Dividends**
- Payout Ratio: **≥ 35%**
- **Return Excess Capital** if No Investment Opportunities Are Concluded



Appendix

IDEAL's Transformational Transaction in 2021

In 2021, IDEAL went through an equity swap with Virtus, transforming the group to a PE-like investment vehicle



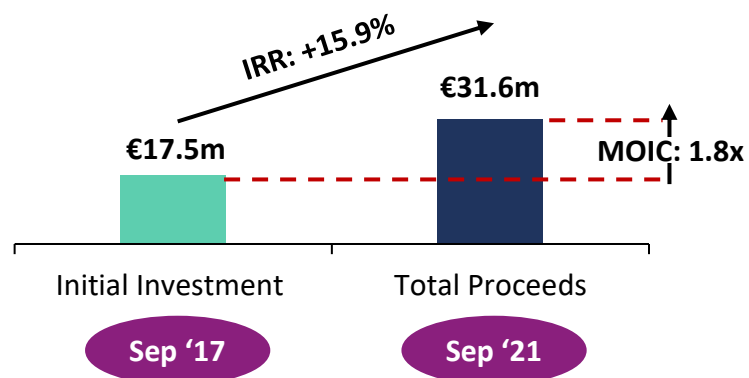
- Virtus' fund VSEF ⁽¹⁾ owns 100% ESM ⁽²⁾ which holds 3-Cents and 51% of SICC ⁽³⁾ which holds Astir Vitogiannis
- IDEAL Group is listed in the ATHEX

- VSEF's ⁽¹⁾ and SICC's ⁽³⁾ total shares are swapped with IDEAL shares
- VSEF⁽¹⁾ holds c.47.8% of IDEAL

- VSEF⁽¹⁾ is indirectly listed to ATHEX via reverse merger with IDEAL Holdings
- IDEAL Holdings owns 100% of 3-Cents and 100% of Astir Vitogiannis

1.

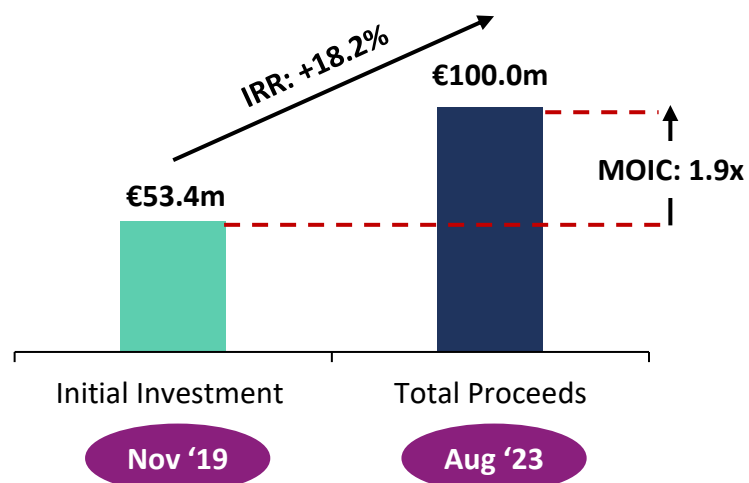
VSEF's Investment in IDEAL



- In June 2016, IDEAL's current **investment team launched VSEF**, successfully raising funds in December 2016
- VSEF completed two investments: **Astir (2017)** and **Three Cents (2020)**
- In May 2021, **VSEF executed a transformative move by acquiring a stake in the listed company IDEAL through a reverse merger**. This strategic decision paved the way for improved opportunities and synergies within the portfolio
- In September 2021, VSEF **distributed its assets** to the investors, with investors receiving a combination of cash and IDH shares

2.

attica Sale to IDEAL

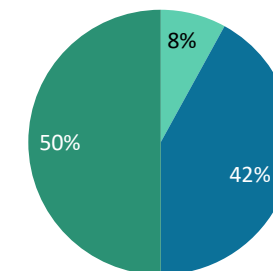


- attica Department Stores serves as a premier destination for exclusive designer brands, maintaining 5 department stores in Greece
- In April 2020, the investment team **secured funds through a dedicated SPV and acquired attica for an equity value of €53.5m**
- In August 2023, **IDEAL assumed full control of attica**, acquiring 100% ownership for an **equity value of €100m**, through a combination of cash and IDH shares

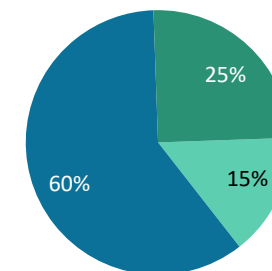
Retail Bond Issue

Issuer	IDEAL HOLDINGS S.A.			
Security (type)	Publicly traded bond, listed on the ATHEX			
Tenor	5 years			
Coupon	5.5%			
Coupon Type	Fixed, paid 6 months			
Amount	€100,000,000			
Repayment	Bullet at maturity			
Ranking	Senior unsecured			
Rating	AA (ICAP – Greek Rating Agency)			
Offering Period	11 December 2023 – 13 December 2023			
Use of Proceeds	i. Refinancing of existing bank debt c.€76.4m ii. Potential acquisitions either by the Issuer or any of its subsidiaries c.€19.5m iii. Bond issue expenses: €4.1m			
Syndicate	Issuer Advisor	Joint Coordinators & Bookrunners	Lead Underwriters	Bondholder's Representative

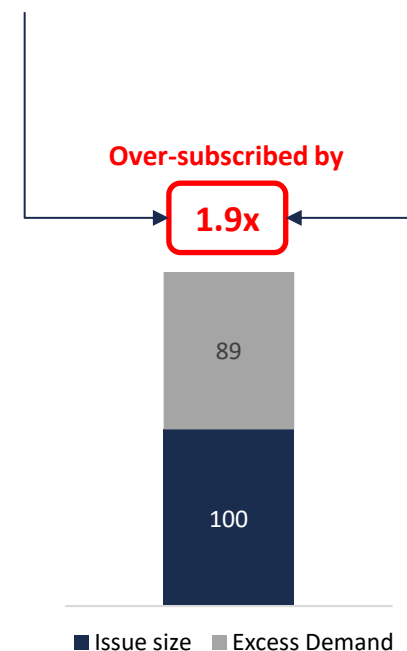
Demand Breakdown



Allocation Breakdown



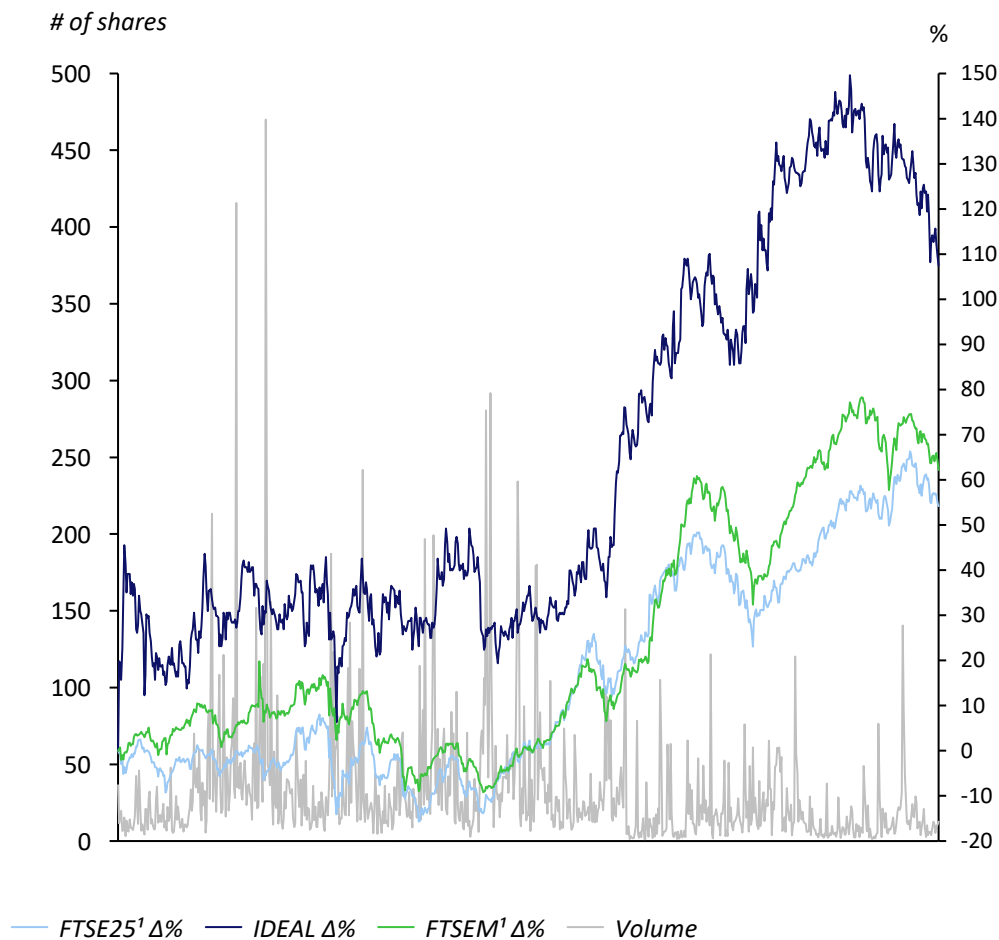
■ EBRD ■ Retail ■ Institutionals ■ EBRD ■ Retail ■ Institutionals



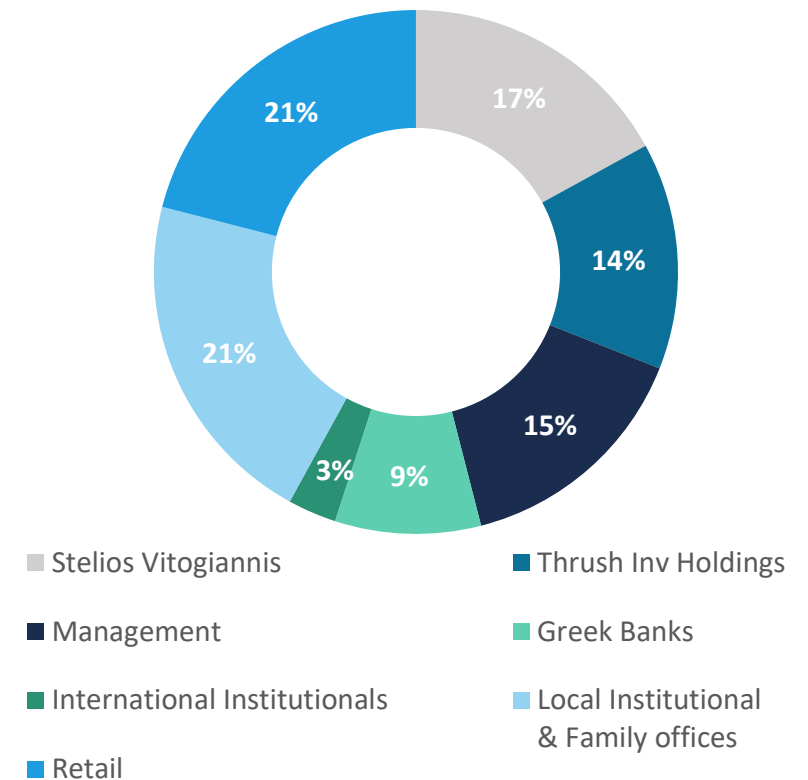
Share Price Performance & Shareholding Structure



Share Price Performance



Shareholding Structure



ICT Segment

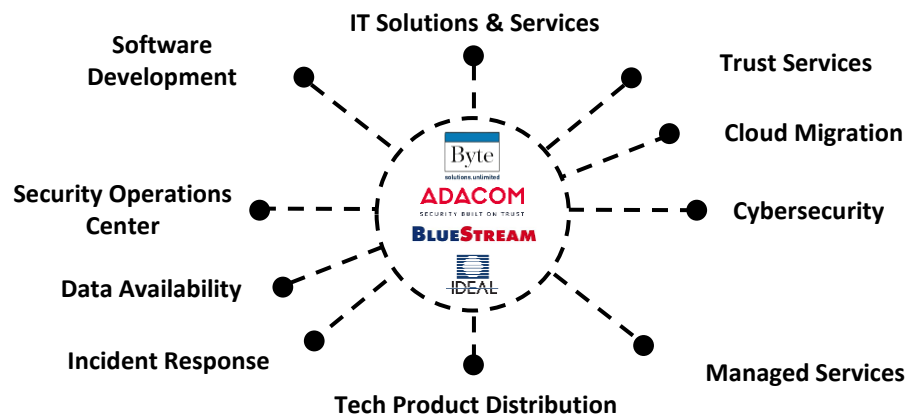
Business Overview



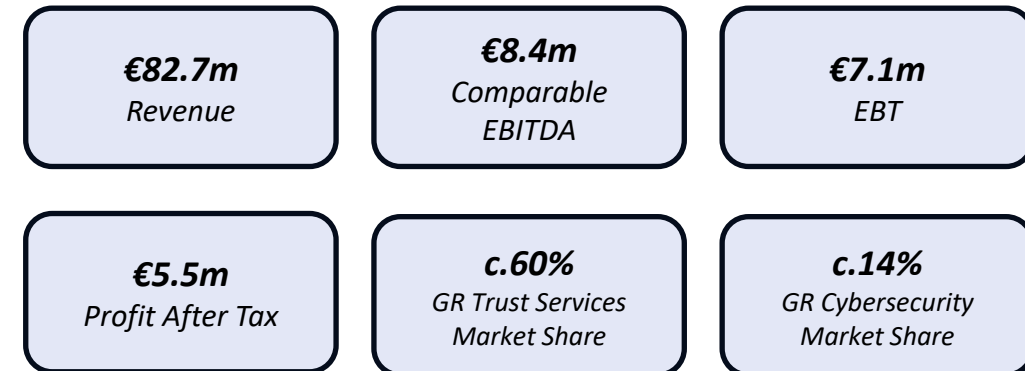
Business Overview

- IDEAL Holdings operates in the Information Technology segment through holdings Byte Computer S.A., ADACOMS.A., IDEAL ELECTRONICS S.A., BLUESTREAM SOLUTIONS S.A. and their subsidiaries (“IT segment”), positioned among the market leaders in Cyber Security and among the largest systems integrators in the Greek Market
- The companies are active in various segments within the IT space including trust and cybersecurity services, software development as well as Integrated IT solutions and distribution of cyber security and technology software and hardware
- With a total of more than 400 employees, serving a diversified list of clients and partnerships, in +30 countries in EMEA and maintaining offices in various locations including Greece, Cyprus, United Kingdom and Bahrain
- In May 2022, ADACOM completed the acquisition of Netbull, a cybersecurity company, for a total consideration of €6.3m. Netbull merged with ADACOM in December 2022
- In July 2024, IDEAL completed the acquisition of 75% of Bluestream, expanding its IT footprint in infrastructure services in cloud migration, data availability, and outsourcing services.

Portfolio of Services



Key Financials (H1 2024)



Key Partnerships



attica Department Stores

Company Overview




attica Department Stores operates as a one-stop-shop, maintaining 4 department stores in Athens and Thessaloniki and providing a wide range of fashion and cosmetic offerings from renowned international luxury brands.

Business Overview

- attica Department Stores ("attica" or "ADS"), operating the largest department stores in Greece, serves as a premier destination for designer brands, operating 4 department stores and 7 other shops across Greece, while also operating an online retail platform
- ADS operates within c.69,000 square meters of leased space, with c.55,400 square meters located in Athens and c.13,600 square meters in Thessaloniki
- attica's offerings encompass a wide array of fashion and cosmetic products from more than 750 well-known international luxury brands
- Renowned as the preferred partner of international luxury brands, attica has a dominant position with a long-dated track record, proven resilience, and established brand value
- As of LTM October 2023, ADS served over 5.4m visitors throughout the year, recording c.2.3m transactions
- attica's headcount amounts 1,075 employees

Asset Overview



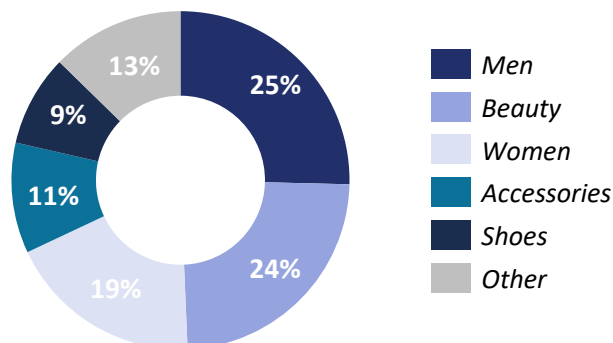
Comparable Financials ⁽¹⁾

€102.2m
Revenue

c.€3,100
Revenue/sqm

€11.3m
Comparable EBITDA (Cash)

Revenue Breakdown per Category ⁽¹⁾



Business Model Highlights

- Excellent brand positioning with protection from price wars
- Each supplier with a "shops-in-a-shop" contract with attica is responsible for managing its corner
- Low inventory risk due to its consignment business model
- Discretion on the product mix based on 6-month renewable supplier contracts
- Anchor tenant of LAMDA and City Link's with long-term lease contracts
- Flexible P&L economics with low operating leverage and variable rent expense as a % of revenues

A Proven Value Enhancing Approach to Investments

Case Study: Three Cents Divestment to Coca Cola HBC



Business Description

Producer of artisanal soft drinks

Investment / Exit Date

May 2021 / October 2022

Stake Acquired / Sold

100% / 100%

Buyer



Returns

IRR
111%

CoC
2.9x

Investment Thesis

- 1) Fast-growing and fragmented market with solid consumer characteristics
- 2) Growing portfolio of new flavours
- 3) Potential for high value creation at strategic and operational level
- 4) Low capital intensity with outsourced production, bottling and distribution
- 5) International expansion due to product recognition

Key Initiatives

- ✓ **Significant operational improvement:** Expansion of company's sales channels by strategically introducing the product to selected supermarkets
- ✓ **Accelerated organic growth:** Strategically enhanced the advertising and promotion efforts by doubling marketing expenditures, leading to a notable increase in the company's market share through effective initiatives such as TV and off-trade marketing
- ✓ **Management:** Hired two seasoned FMCG⁽¹⁾ managers for advisory roles on the BoD and an experienced foreign sales team to enhance product promotion in Europe
- ✓ **Alignment of incentives:** Implemented targeted incentives for key individuals within the company to stimulate growth

A Proven Value Enhancing Approach to Investments

Case Study: Astir Vitogiannis Divestment to Guala Closures



Business Description

Crown corks manufacturer

Investment / Exit Date

May 2021 / April 2024

Stake Acquired / Sold

100% / 100%

Buyer



Returns

IRR
45%

CoC
2.9x

Investment Thesis

- 1) Growth opportunities in multiple markets via M&A and organic growth
- 2) High entry barriers due to customer relationships, quality standards, required accreditation and capital intensity
- 3) Healthy financial position with stable cash flows and high sales visibility due to customer long term sales contracts and low competitive intensity

Key Initiatives

- ✓ **Streamline of operations:** Closed Astir's production facility in Canada and turned it into a distribution center
- ✓ **Significant operational improvement:** Hired external consultants to evaluate raw material sourcing and delivery processes, achieving a 10% cost reduction during the pandemic
- ✓ **Management:** Appointed two senior Board members with packaging expertise as advisors and introduced internal reporting standards to facilitate management decisions
- ✓ **M&A:** Unlocked Astir's acquisition of a 75% stake in Coleus Packaging, a leading supplier of crown corks to companies across Sub-Saharan Africa
- ✓ **Supporting professionalisation:** Transitioned the company from a Greek family-owned entity to a prominent international manufacturing organization